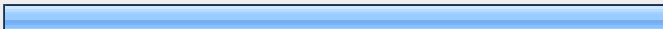








1. Please enter your name.	
	Response Count
	60
answered question	60
skipped question	0

2. Please select your school name from your cluster drop down menu.									
ARC									
	Pleasant Point	Albury	Barton Rural	Cannington	Fairlie	Sacred Heart	St Andrew's	St Joseph's	Timarua
Cluster	25.0% (15)	6.7% (4)	10.0% (6)	5.0% (3)	8.3% (5)	13.3% (8)	8.3% (5)	5.0% (3)	6.7% (4)



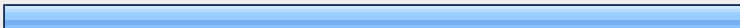

3. Please select the age level you currently teach.

	Response Percent	Response Count
Year 1-3 	51.7%	31
Year 4-6 	31.7%	19
Year 7-8 	15.0%	9
Non teaching position 	1.7%	1
answered question		60
skipped question		0

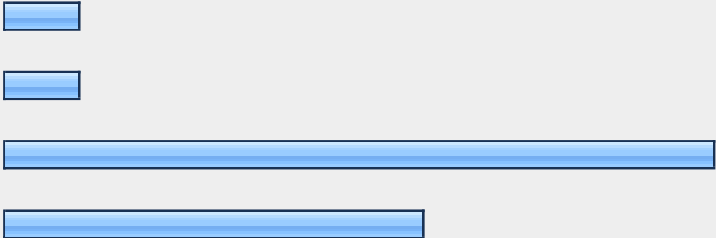
4. How confident are you about your personal use of ICT?

	Response Percent	Response Count
Anxious	0.0%	0
Not confident	0.0%	0
Neutral 	23.1%	12
Confident 	59.6%	31
Very confident 	17.3%	9
answered question		52
skipped question		8





5. How confident are you about your use of ICT in the classroom?

	Response Percent	Response Count
Anxious	0.0%	0
Not confident 	1.9%	1
Neutral 	30.8%	16
Confident 	57.7%	30
Very confident 	9.6%	5
<i>answered question</i>		52
<i>skipped question</i>		8

6. How often do you use ICT for school administration?

	Response Percent	Response Count
Never	0.0%	0
Rarely 	5.8%	3
Sometimes	5.8%	3
Often	55.8%	29
Always	32.7%	17
<i>answered question</i>		52
<i>skipped question</i>		8

7. How often do you use ICT for producing resources for classroom use?

	Response Percent	Response Count
Never	0.0%	0
Rarely 	1.9%	1
Sometimes 	9.6%	5
Often 	69.2%	36
Always 	19.2%	10
answered question		52
skipped question		8

8. What is your skill level in:

	Never used	Beginner	Intermediate	Advanced	Response Count
(a) Basic computer operations (opening and closing applications, saving files etc)	0.0% (0)	3.8% (2)	36.5% (19)	59.6% (31)	52
(b) File management (manipulation of documents, folders etc)	0.0% (0)	3.8% (2)	50.0% (26)	46.2% (24)	52
(c) Word processing (manipulation of text - applications such as Word and Pages)	0.0% (0)	5.8% (3)	46.2% (24)	48.1% (25)	52
(d) Spreadsheets (creating charts/graphs, record keeping - applications such as Excel, Numbers)	7.7% (4)	53.8% (28)	32.7% (17)	5.8% (3)	52
(e) Databases (use pre-made databases such as library catalogues or creating your own databases)	11.5% (6)	51.9% (27)	34.6% (18)	1.9% (1)	52
(f) Simple graphics applications (manipulation of pictures and images with applications such as Kid Pix, iPhoto, Photo Story, Picasa)	0.0% (0)	17.3% (9)	69.2% (36)	13.5% (7)	52
(g) Advanced graphics and design applications (such as Photoshop or InDesign)	30.8% (16)	36.5% (19)	28.8% (15)	3.8% (2)	52
(h) Internet searching (using a					

variety of search engines and techniques to find relevant information)	0.0% (0)	7.7% (4)	50.0% (26)	42.3% (22)	52
(i) Telecommunications (email, instant messaging software, Skype)	0.0% (0)	11.5% (6)	61.5% (32)	26.9% (14)	52
(j) Multimedia (creating movies and music - applications such as iMovie, Movie Maker and GarageBand)	7.7% (4)	50.0% (26)	36.5% (19)	5.8% (3)	52
(k) Web 2.0 tools such as Blogs, Wikis and Voicethread	0.0% (0)	51.9% (27)	36.5% (19)	11.5% (6)	52
answered question					52
skipped question					8